



City of New Rochelle 2022 Annual Report Analysis - Results

Presented by:

Brian Sanvidge, CIG, CFE – Principal and Team Leader

June 21, 2023

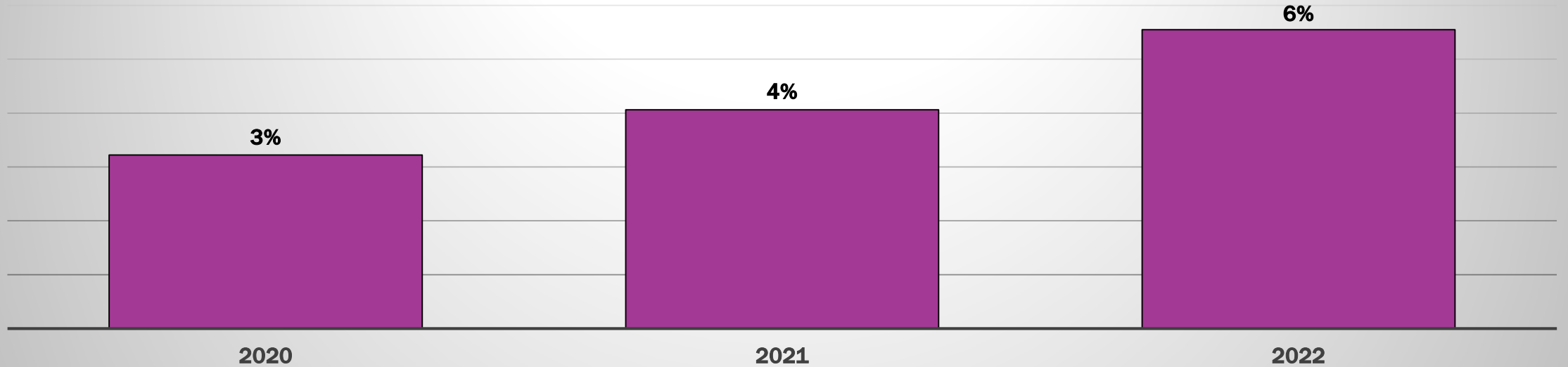
Overview

- For 2022, the City provided Anchin with a list of 36 total project sites. Of those sites:
 - Site Plan Approval – 4
 - Under Construction – 17
 - Completed – 15
- We received annual reports for all 36 project sites
- Anchin performed a review of all annual reports received and analyzed the data provided for those with workers on-site

Targeted Workers Employment - Construction

Results – Targeted Workers On-Site (Hours) – Individual Hiring During Construction

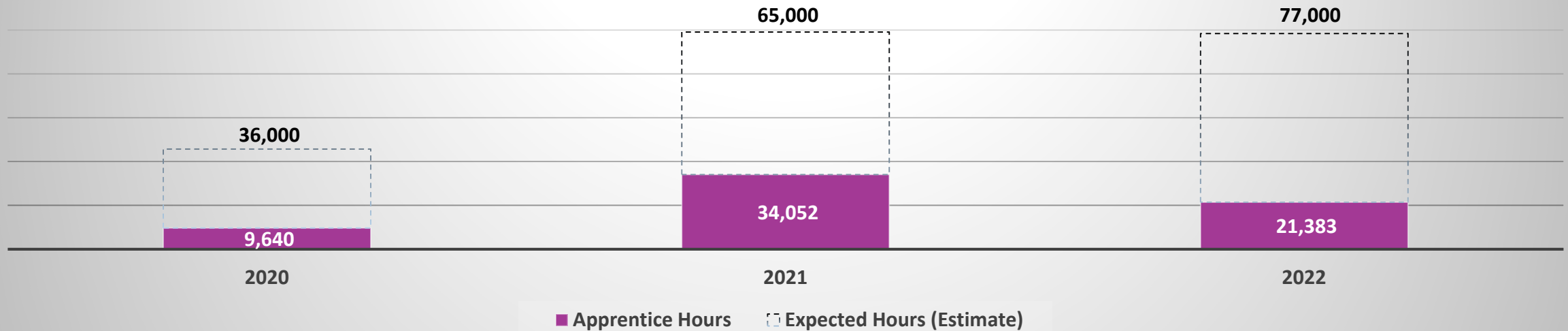
Goal - 20% of Work Hours to Targeted Workers



Year	Total Hours	Total Targeted Worker Hours	Total Number of Workers	Total Number of Targeted Workers	Total Number of Other NR Resident Workers
2020	766,280	24,658	1,749	59	105
2021	1,492,691	60,601	3,942	98	442
2022	1,739,526	96,462	4,774	186	240

Results – Apprentices^[1]

Apprentice Hours - Actual vs. Expected



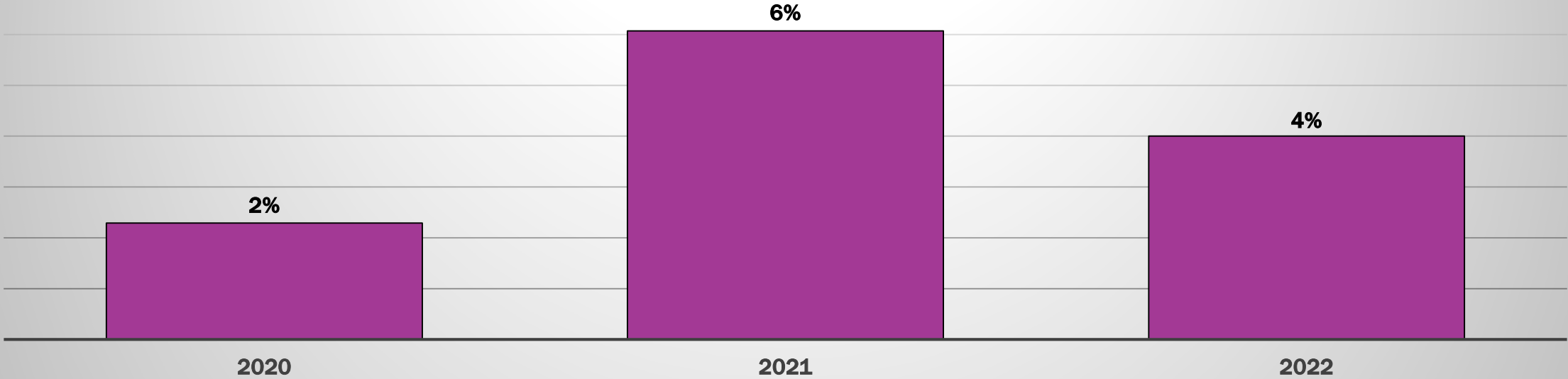
Goal: 1,000 hours for every 20,000 construction hours

Year	Developments with 20,000+ Hours	Total Hours	Estimated % of Goal Attained
2020	7	711,134	27%
2021	9	1,385,557	52%
2022	18	1,728,095	28%

[1] Apprentice hours include only those developments that reached 20,000 or more construction hours on the job.

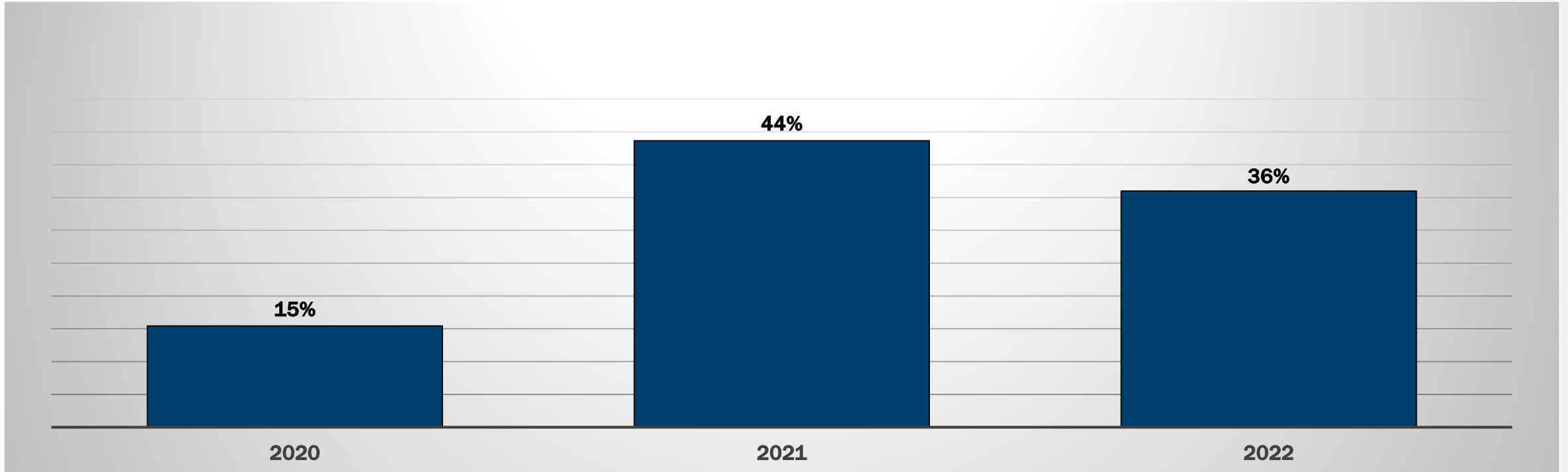
Results – Targeted Workers On-Site (Count) – Non-construction

Goal - 25% of Available Jobs to Targeted Workers



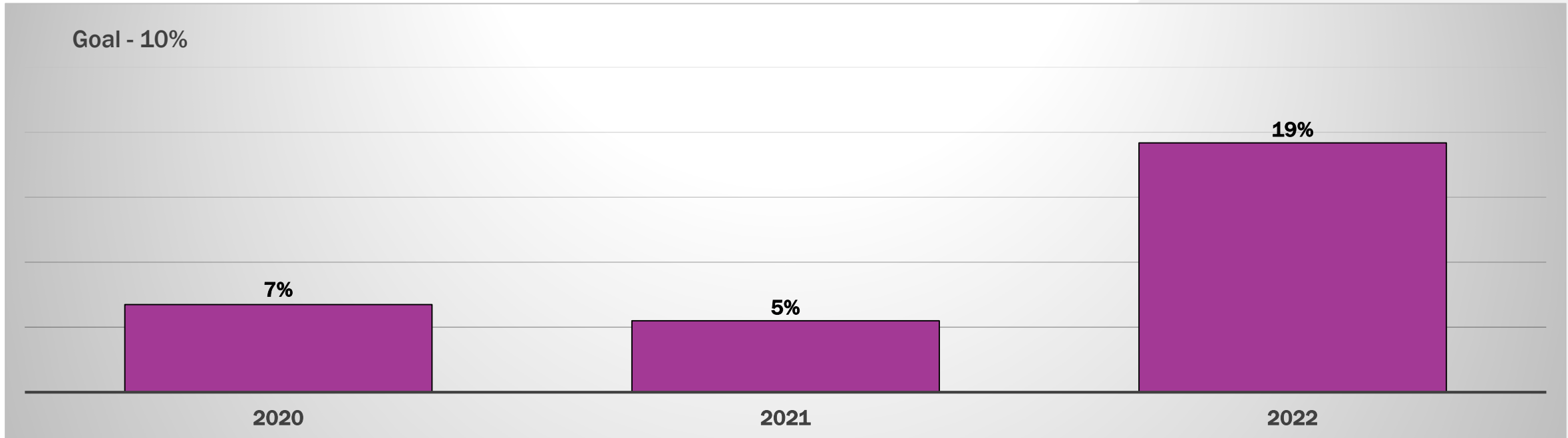
Year	Total Workers	Total Targeted Workers
2020	175	4
2021	181	11
2022	250	10

Results – Total NR Residents^[2] On-Site (Count) – Non-construction



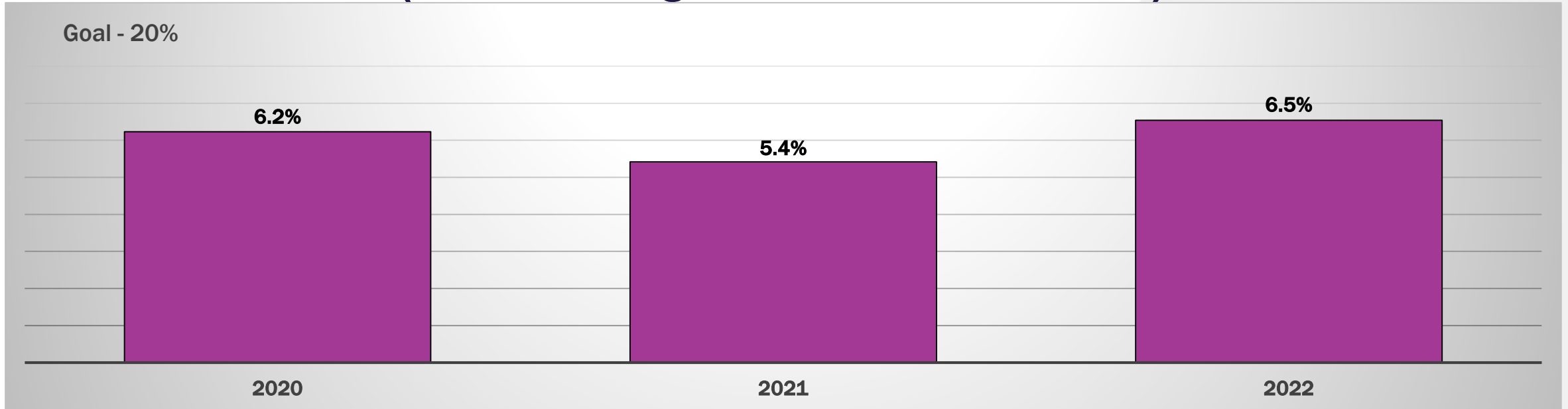
Year	Total Workers	Total NR Residents
2020	175	27
2021	181	79
2022	250	90

Results – Prime Contracts Awarded to NR Businesses (Developer Obligation - Construction)



Year	Total Prime Contracts	Total Prime Contracts to NR Businesses
2020	163	11
2021	255	14
2022	73	14

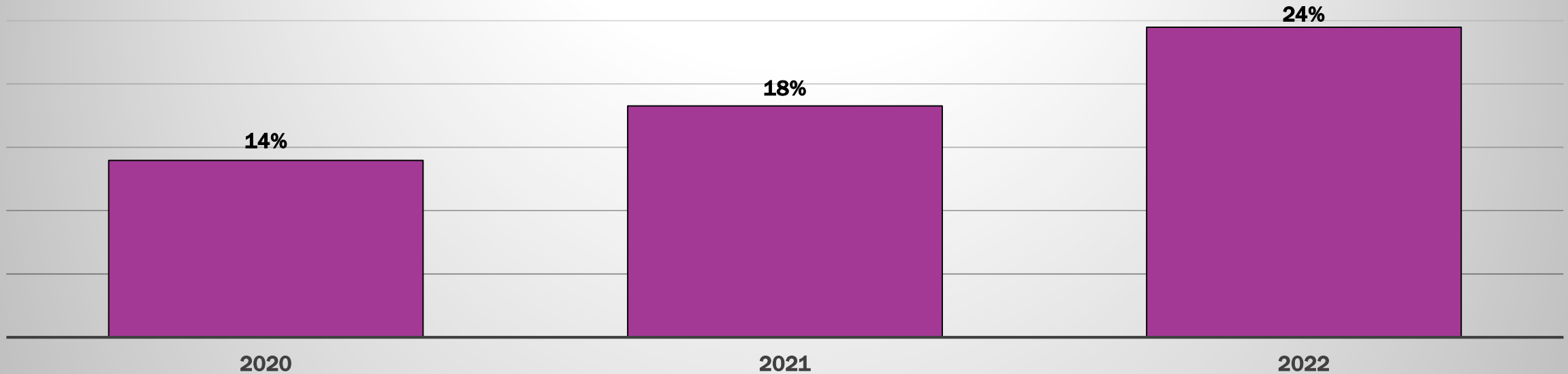
Results – Dollar Value of Subcontracts Awarded to NR Businesses (Prime Obligation - Construction)



Year	Total \$ Value	Total \$ Value to NR Businesses
2020	\$347,306,728	\$21,623,314
2021	\$540,206,326	\$29,257,376
2022	\$676,757,257	\$44,267,863

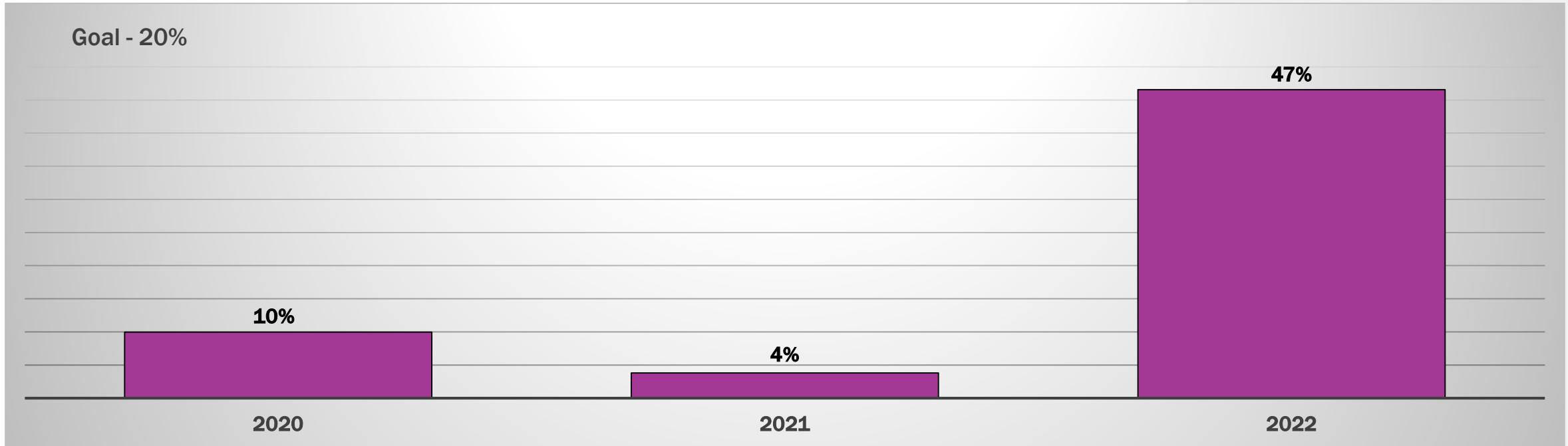
Results – MWBEs (Construction Contracts)

Goal - required to provide outreach to MWBEs



Year	Total Contracts	Total Contracts to MWBEs
2020	365	51
2021	520	95
2022	613	150

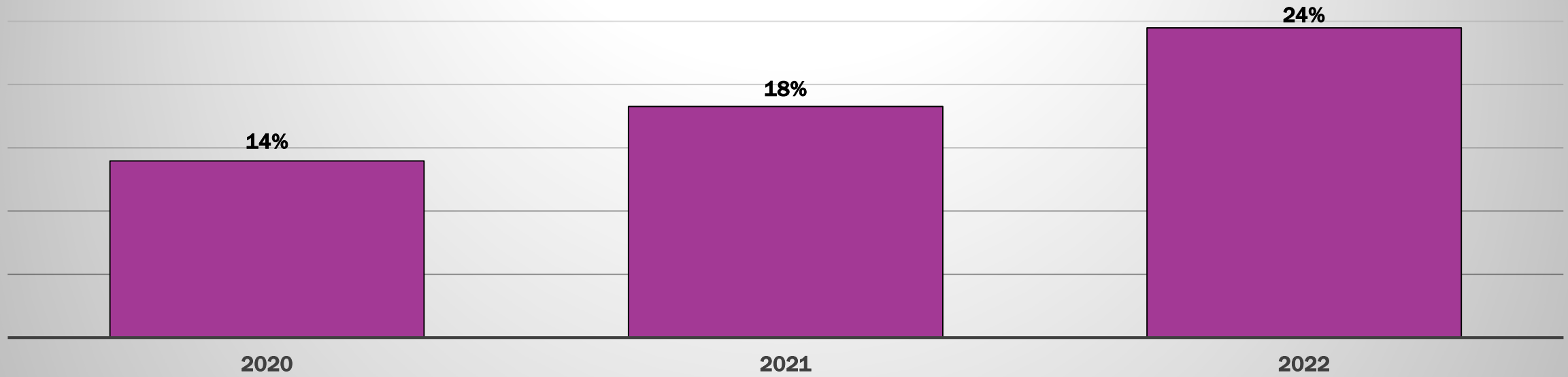
Results – NR Businesses - Services Contracts^[3]



Year	Total \$ Value of Services Contracts	Total \$ Value of Services Contracts To NR Businesses
2020	\$4,938,611	\$493,071
2021	\$2,814,398	\$106,852
2022	\$7,998,921	\$3,724,466

Results – MWBEs (Services Contracts)

Goal - required to provide outreach to MWBEs



Year	Total Contracts	Total Contracts to MWBEs
2020	76	11
2021	81	16
2022	168	40

2022 Wrap-Up

- Positive correlation between IDA and City investment in MWBE resources and 2022 annual reporting results
- The IDA amended the Uniform Tax Exemption Policy to create a social equity fund to incubate and accelerate MWBEs
- Next steps to further drive compliance with the Policy's goals
 - Continued engagement with developers on reporting and driving results through Anchin
 - Investment in a vocational training center to connect local residents and MWBEs to jobs and contracting opportunities (New Rochelle Forward)
 - Funding through the IDA for another cohort for Pathways 2 Apprenticeship plus Booker T. Washington Vocational Institute
 - Develop resources for MWBE capacity building and developer contracting opportunities
 - Prepare for non-construction contract opportunities and employment

Questions?

