



# City of New Rochelle 2021 Annual Report Analysis - Results

---

**Presented by:**

**Brian Sanvidge, CIG, CFE – Principal and Team Leader**

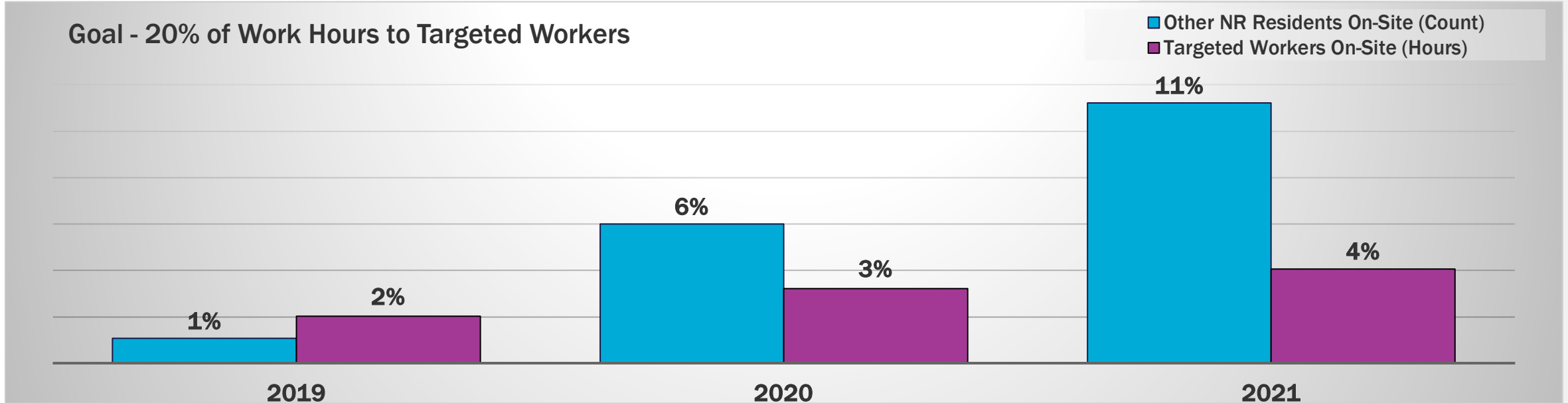
May 25, 2022

# Overview

- The City provided Anchin with a list of 38 total project sites. Of those sites:
  - Site Remediation – 2
  - Pre-construction – 11
  - Under Construction – 14
  - Completed – 11
- We received annual reports for all 38 project sites
- Anchin performed a review of all annual reports received and analyzed the data provided for those with workers on-site

# New Rochelle (NR) Residents Employment

Results – Targeted Workers On-Site (Hours) vs. Other NR Residents On-Site (Count) – Individual Hiring



Development Totals:

2019

- Total hours – 447,439
- Total targeted workers hours – 9,133
- Total count – 6,024
- Total Other NR Residents - 65

2020

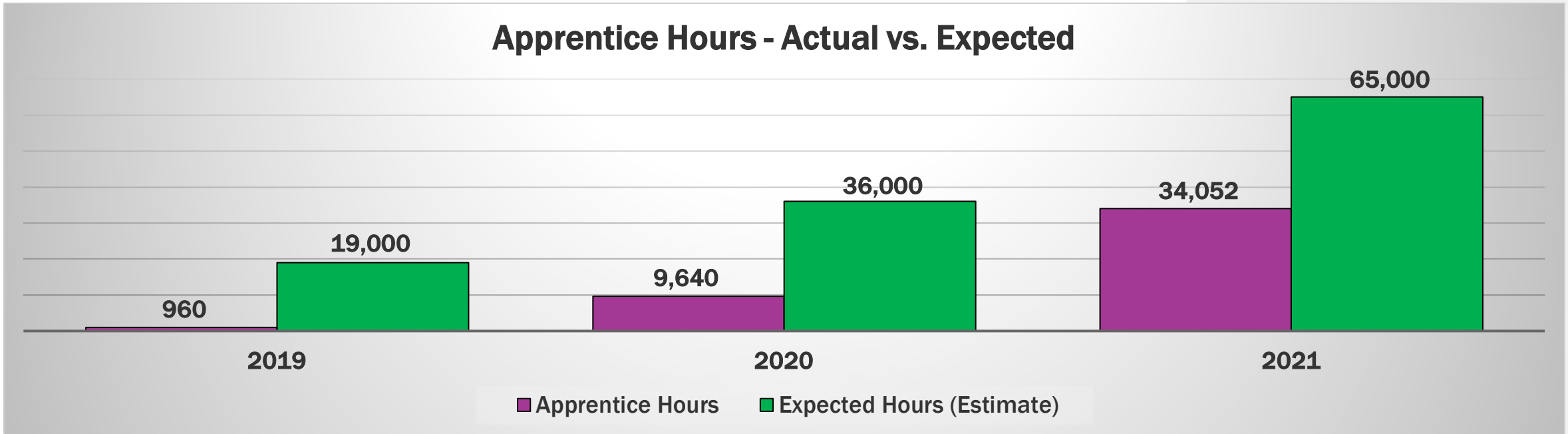
- Total hours – 766,280
- Total targeted workers hours – 24,658
- Total Count – 1,749
- Total other NR residents - 105

2021

- Total hours – 1,492,691
- Total targeted workers hours – 60,601
- Total count – 3,942
- Total other NR residents - 442

# Results – Apprentices<sup>[1]</sup>

## Apprentice Hours - Actual vs. Expected



**Goal: 1,000 hours for every 20,000 construction hours**

- Development Totals:

- 2019

- Developments that reached 20,000 or more hours - 6
    - Total hours - 408,835
    - Estimated percentage of goal attained - 5%

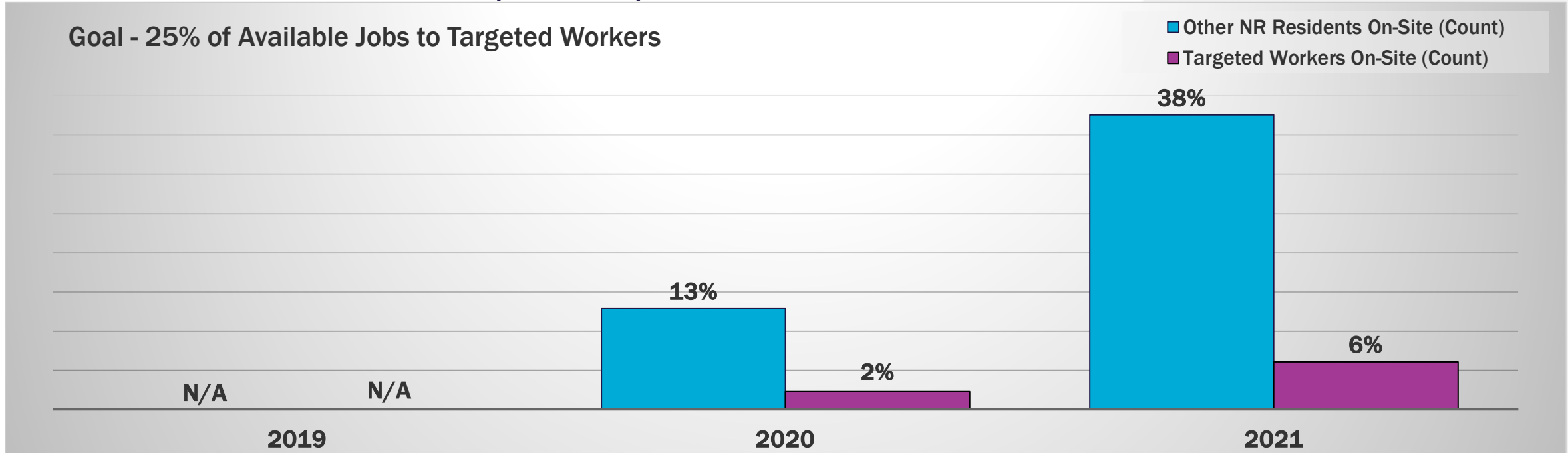
- 2020

- Developments that reached 20,000 or more hours - 7
    - Total hours - 711,134
    - Estimated percentage of goal attained - 27%

- 2021

- Developments that reached 20,000 or more hours - 9
    - Total hours - 1,385,557
    - Estimated percentage of goal attained - 52%

# Results – Targeted Workers On-Site vs. Other NR Residents On-Site (Count) – Non-construction



- Development Totals:

- 2019

- Not applicable – non-construction was added to the reporting form in 2020

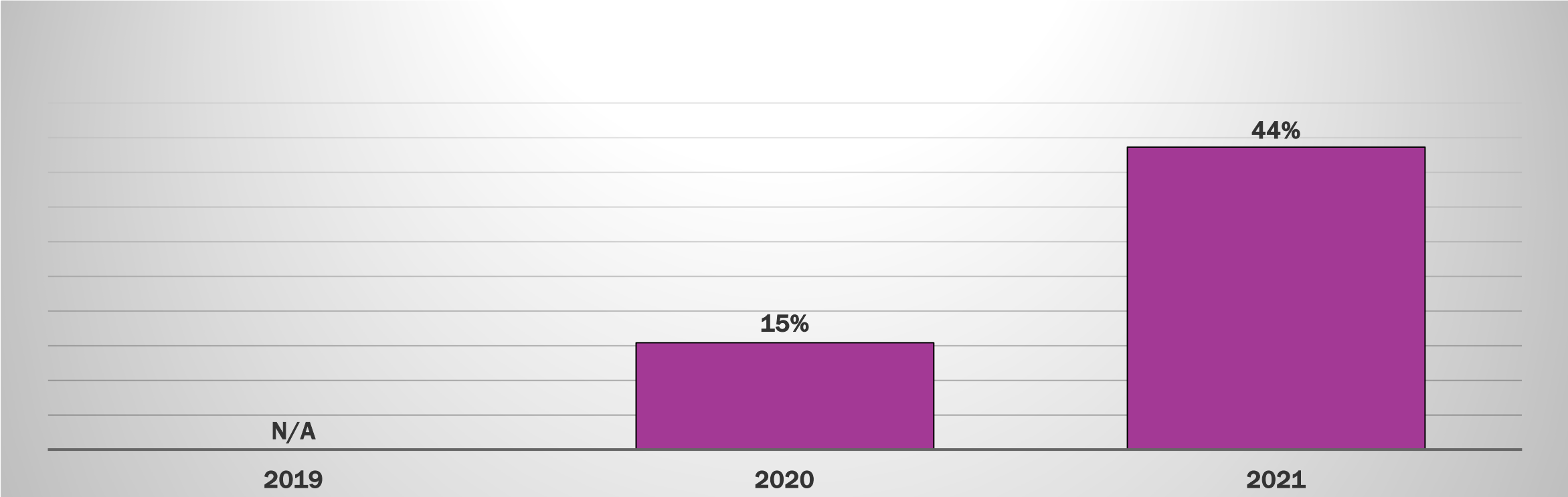
- 2020

- Total workers – 175
    - Total targeted workers – 4
    - Total other NR residents - 23

- 2021

- Total workers – 181
    - Total targeted workers – 11
    - Total other NR residents - 68

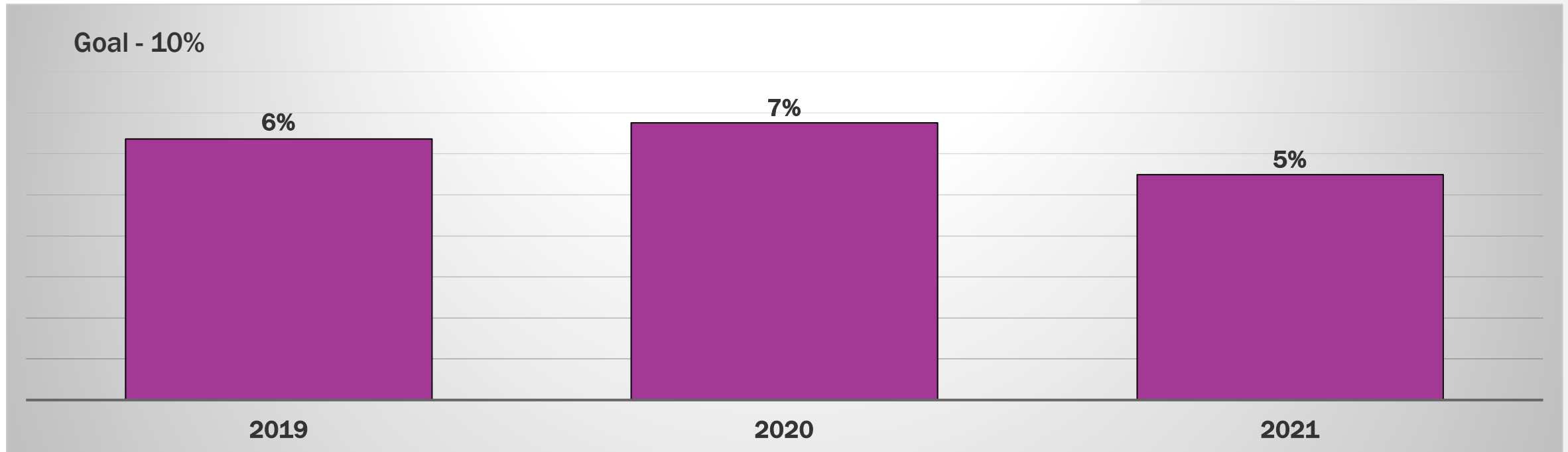
# Results – Total NR Residents On-Site (Count) – Non-construction



Development Totals:

- 2019
    - Not applicable – non-construction was added to the reporting form in 2020
  - 2020
    - Total workers – 175
    - Total NR residents - 27
  - 2021
    - Total workers – 181
    - Total NR residents - 79

# Results – Prime Contracts Awarded to NR Businesses (Developer Obligation)



## Development Totals:

### 2019

- Total prime contracts - 173
- Total prime contracts to NR businesses - 11

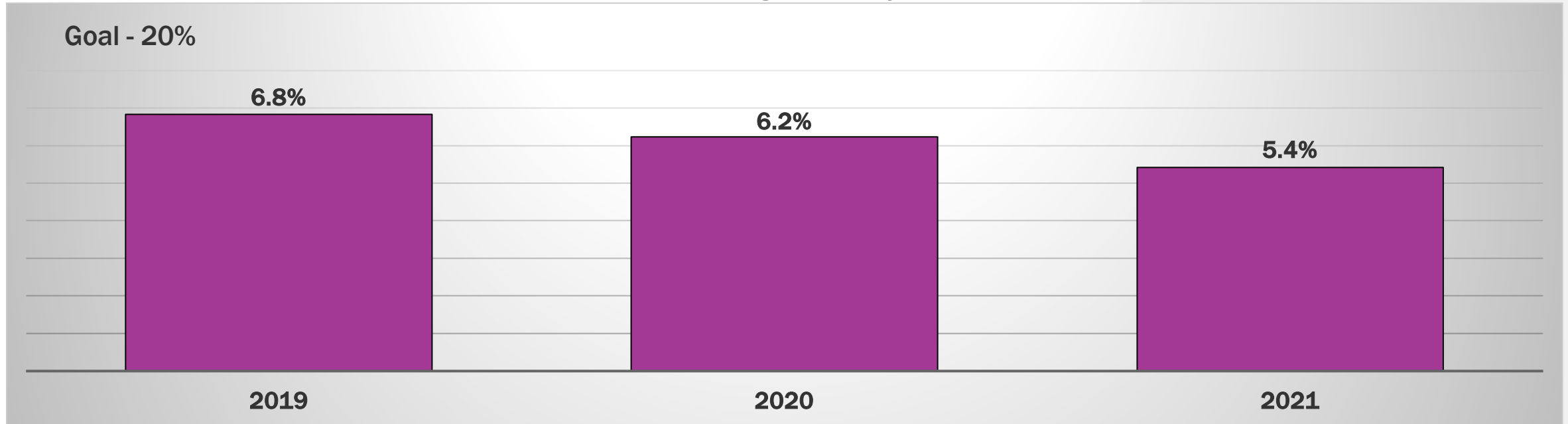
### 2020

- Total prime contracts - 163
- Total prime contracts to NR businesses - 11

### 2021

- Total prime contracts - 255
- Total prime contracts to NR businesses - 14

# Results – Dollar Value of Contracts Awarded to NR Businesses (Prime Obligation)



## Development Totals:

### 2019

- Total dollar value - \$255,448,943
- Total dollar value to NR businesses - \$17,442,043

### 2020

- Total dollar value - \$347,306,728
- Total dollar value to NR businesses - \$21,623,314

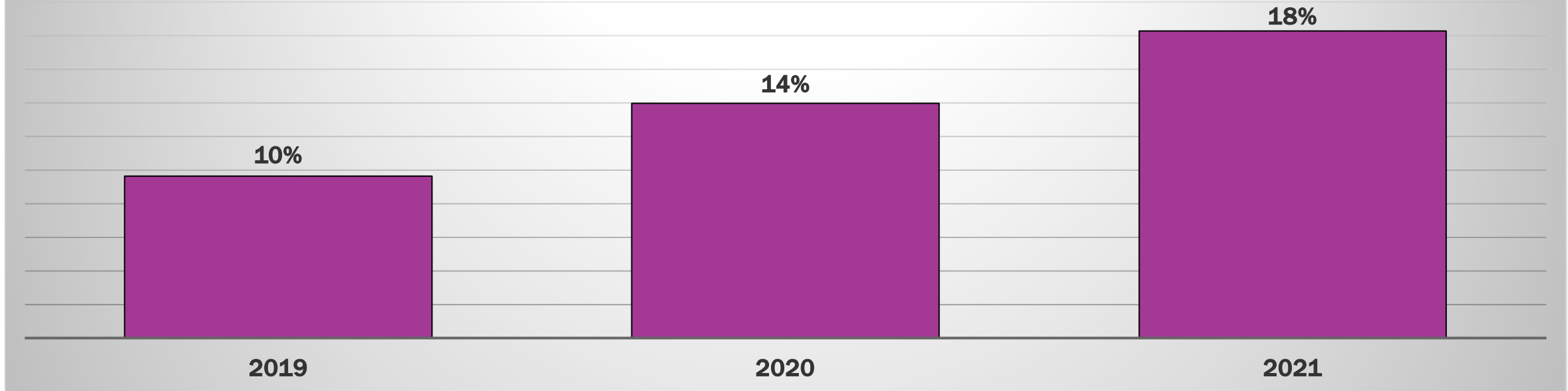
### 2021

- Total dollar value - \$540,206,326
- Total dollar value to NR businesses - \$29,257,376



# Results – MWBEs (Construction Contracts)

No goal specified - required to provide outreach to MWBEs



- Development Totals:

- 2019

- Total contracts - 280
    - Total contracts to MWBEs - 27

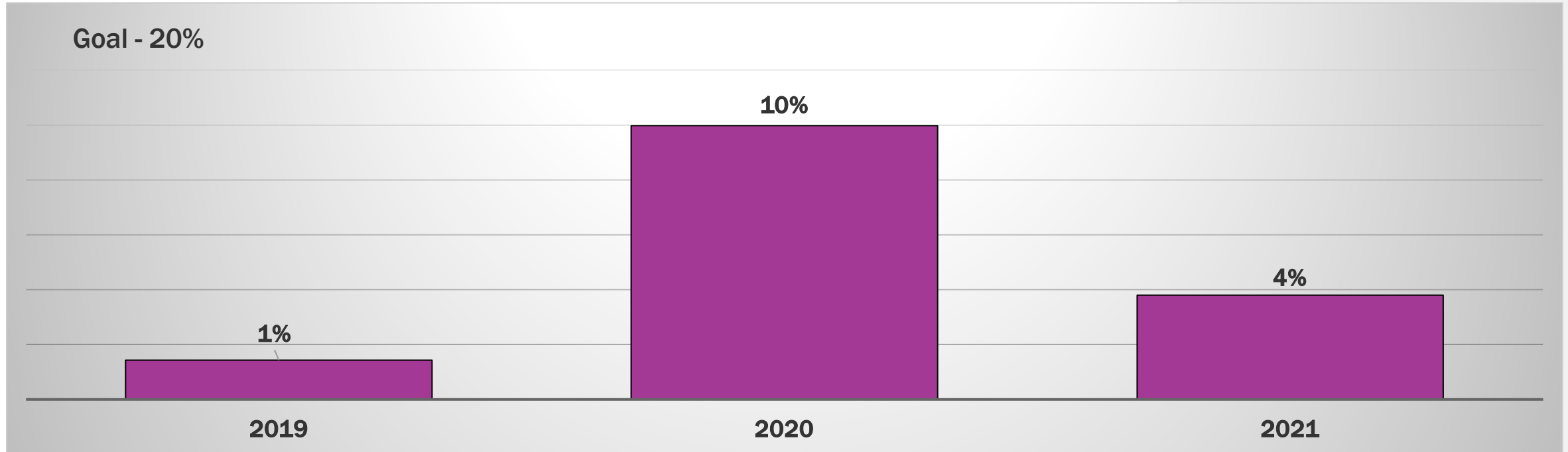
- 2020

- Total contracts - 365
    - Total contracts to MWBEs - 51

- 2021

- Total contracts - 520
    - Total contracts to MWBEs - 95

# Results – NR Businesses - Services Contracts



## Development Totals:

### 2019

- Total dollar value of services contracts - \$524,500
- Total dollar value of services contracts to NR businesses - \$7,521

### 2020

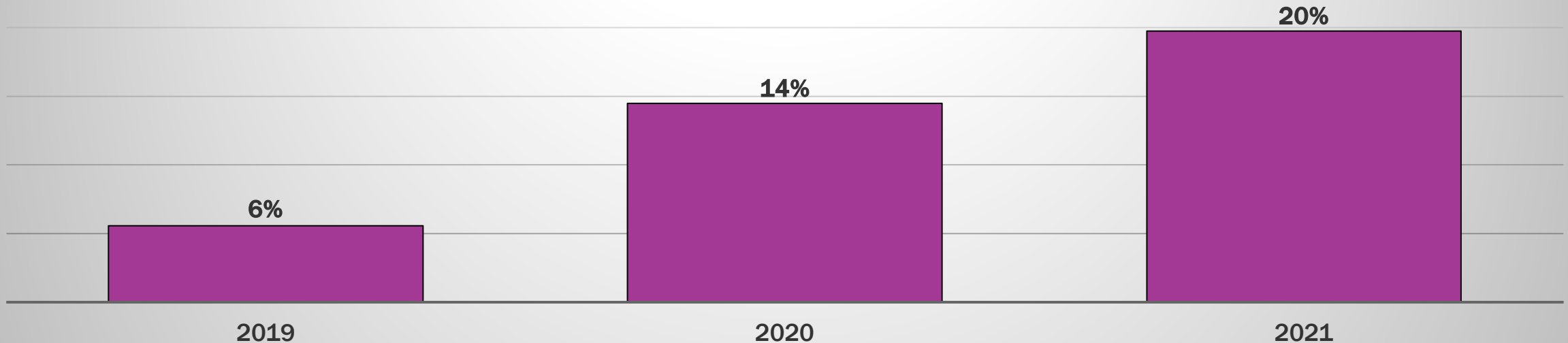
- Total dollar value of services contracts - \$4,938,611
- Total dollar value of services contracts to NR businesses - \$493,071

### 2021

- Total dollar value of services contracts - \$2,814,398
- Total dollar value of services contracts to NR businesses - \$106,852

# Results – MWBEs (Services Contracts)

No goal specified - required to provide outreach to MWBEs



- Development Totals:
  - 2019
    - Total contracts – 18
    - Total contracts to MWBEs – 1
  - 2020
    - Total contracts – 76
    - Total contracts to MWBEs – 11
  - 2021
    - Total contracts – 81
    - Total contracts to MWBEs – 16

# 2021 Wrap-Up

- The IDA invested in MWBE resources
  - We see positive correlations from this investment in the 2021 annual reporting results
- The IDA amended the Uniform Tax Exemption Policy to create a community investment fund to incubate and accelerate MWBEs
- The City has additional plans for 2022 to further drive compliance with the Policy's goals
- The City has invested in a vocational training and business accelerator program to connect local residents and MWBEs to jobs and contracting opportunities

Questions?

